







Code	Description	Page	Qty	Code	Description	Page	Qty
8022	AQUA-HOME 4-6-8	139	1	8561	MENDER 1/2"	22	12
8052	IDRIS SPIKE	125	12	8562	MENDER 5/8" HOSE	18	30
8054	OASIS EVOLUTION	126	1	8563	MENDER 5/8" HOSE	18	10
8058	MULTIPLA AC 230/24 V LCD	138	1	8564	UNIVERSAL MENDER 1/2"-5/8"-3/4"	22	40
8059	SPARE DRIPPERS	126	10	8565	UNIVERSAL MENDER 1/2"-5/8"-3/4"	22	10
8060	MULTIPLA DC 9 V LCD	138	1	8566	5/8" AUTOMATIC COUPLING W / AQUASTOP	21	50
8061	AQUA-MAGIC TANK	123	1	8567	5/8" AUTOMATIC COUPLING W / AQUASTOP	21	12
8062	AQUALUX SYSTEM	127	1	8568	5/8" AUTOMATIC COUPLING	20	50
8063	AQUA-MAGIC SYSTEM	123	1	8569	5/8" AUTOMATIC COUPLING	20	12
8064	SPARE DRIPPERS	123	10	8580	4 OUTLETS DISTRIBUTOR	15	8
8068	10 m HOSE 1/4" (4-6 mm)	123	4	8581	4 OUTLETS DISTRIBUTOR	15	5
8410	AQUADUE DUPLO EVOLUTION	89	2	8583	KOALA QUICK-CLICK	17	8
8412	AQUAUNO VIDEO-2 PLUS	88	2	8587	3/4" (20-27 mm) QUICK-FIT TAP CONNECTOR	17	10
8413	AQUAUNO VIDEO-6 PLUS	88	2	8589	3/4" (20-27 mm) MALE THREADED TWO-WAY ADAPTER	15	5
8419	AQUAUNO LOGICA PLUS	88	2	8590	3/4" (20-27 mm) MALE THREADED TWO-WAY ADAPTER	15	8
8422	AQUAUNO LOGICA	86	2	8591	MULTI THREADED TAP CONNECTOR 1/2" (15-21 mm) - 3/4" (20-27 mm)	14	100
8423	AQUAUNO SELECT	87	2	8592	1"-3/4" ANGLED TAP CONNECTOR	17	8
8425	AQUAUNO PRATICO	86	2	8595	MULTI THREADED TAP CONNECTOR 1" (26-34 mm) - 3/4" (20-27 mm)	15	40
8428	AQUAUNO VIDEO-2	87	2	8597	3/4" (20-27 mm) TAP CONNECTOR METAL	17	14
8480	RF RAIN SENSOR INTERFACE	91	2	8598	DOUBLE TAP CONNECTOR	15	25
8483	TEMPO LOGIC	90	2	8599	DOUBLE TAP CONNECTOR	15	8
8485	DUAL LOGIC	91	2	8601	COUPLING WITH SHUT-OFF VALVE	20	8
8486	TEMPO SELECT	90	2	8602	1/2" AUTOMATIC COUPLING W / AQUASTOP	21	50
8487	TEMPO HYBRID	90	2	8603	1/2" AUTOMATIC COUPLING W / AQUASTOP	21	14
8488	DUAL SELECT	91	2	8604	3/4" AUTOMATIC COUPLING W / AQUASTOP	21	50
8496	AQUAUNO MIST	67/87	2	8605	3/4" AUTOMATIC COUPLING W / AQUASTOP	21	12
8497	TEMPO MYAQUASOLAR	NEW 93	2	8606	1/2" AUTOMATIC COUPLING	20	50
8498	DUAL MYAQUASOLAR	NEW 93	2	8607	1/2" AUTOMATIC COUPLING	20	14
8509	1" F (26-34 mm) - 3/4" M (20-27 mm) ADAPTER	15	12	8608	3/4" AUTOMATIC COUPLING	20	50
8525	SMOOTH TAP CONNECTOR	17	10	8609	3/4" AUTOMATIC COUPLING	20	12
8534	PRO SPRAY NOZZLE	29	15	8611	CONNECTOR WITH SHUT-OFF VALVE	19	8
8535	PRO SPRAY NOZZLE	29	5	8612	TWO-WAY CONNECTOR	19	100
8536	PLUS SPRAY NOZZLE	29	15	8613	TWO-WAY CONNECTOR	19	14
8537	PLUS SPRAY NOZZLE	29	5	8614	THREE-WAY CONNECTOR	19	40
8538	ERGO SPRAY PISTOL	26	15	8615	THREE-WAY CONNECTOR	19	12
8539	ERGO SPRAY PISTOL	26	10	8616	JET SPRAY NOZZLE	29	50
8541	ERGO SHOWER PISTOL	27	4	8617	JET SPRAY NOZZLE	29	8
8542	COUPLING 1/2"-5/8"	23	50	8618	MENDER 1/2" HOSE	18	50
8543	COUPLING 1/2"-5/8"	23	12	8619	MENDER 1/2" HOSE	18	14
8544	COUPLING 1/2"-5/8" W/AQUASTOP	23	25	8620	MENDER 3/4" HOSE	18	50
8545	COUPLING 1/2"-5/8" W/AQUASTOP	23	12	8621	MENDER 3/4" HOSE	18	10
8546	UNIVERSAL COUPLING 1/2"-5/8"-3/4"	23	40	8622	1/2" (15-21mm) THREADED TAP CONNECTOR	14	50
8547	UNIVERSAL COUPLING 1/2"-5/8"-3/4"	23	10	8623	1/2" (15-21mm) THREADED TAP CONNECTOR	14	14
8548	UNIVERSAL COUPLING 1/2"-5/8"-3/4" W/AQUASTOP	23	20	8626	3/4" (20-27 mm) THREADED TAP CONNECTOR	14	100
8549	UNIVERSAL COUPLING 1/2"-5/8"-3/4" W/AQUASTOP	23	10	8627	3/4" (20-27 mm) THREADED TAP CONNECTOR	14	14
8551	STARTER SET 1/2"	26	6	8628	1" (26-34 mm) THREADED TAP CONNECTOR	14	100
8556	TAP CONNECTOR 1/2" (15-21 mm) - 3/4" (20-27 mm)	22	50	8629	1" (26-34 mm) THREADED TAP CONNECTOR	14	12
8557	TAP CONNECTOR 1/2" (15-21 mm) - 3/4" (20-27 mm)	22	12	8636	SPRINKLER CONNECTOR 3/4" M.	19	50
8558	TAP CONNECTOR 3/4" (20-27 mm) - 1" (26-34 mm)	22	40	8637	SPRINKLER CONNECTOR 3/4" M.	19	14
8559	TAP CONNECTOR 3/4" (20-27 mm) - 1" (26-34 mm)	22	10	8654	MULTIFUNCTION SPRINKLER	44	3
8560	MENDER 1/2"	22	30	8656	ROLLINA	44	5

Code	Description	Page	Qty
8658	TURBOSPRUZZO	44	6
8660	TURBOSPIKE	44	12
8661	SPIKE-JET	46	5
8662	VARIO-JET	46	5
8663	SPRAY-JET	46	5
8675	IDROSPRAY 2000	45	2
8685	AQUALUX 2000	45	4
8690	ROTOROLL EVOLUTION FLOOR STAND	61	1
8692	ROTOROLL EVOLUTION 10 m	61	1
8694	IDROJET 2000	45	4
8696	ROTOROLL EVOLUTION 20 m	61	1
8697	ROTOROLL EVOLUTION 30 m	61	1
8705	3/4" (20-27 mm) IMPACT FEMALE HEAD	46	5
8707	IMPACT ON STAKE	47	5
8708	IMPACT PLASTIC SPIKE	47	5
8709	IMPACT TRIPOD	47	4
8711	WALL BRACKETS	51	10
8713	BAG CLAMPS	64	10
8715	IMPACT TRIPOD KIT	47	2
8740	COMPACT-160 PROMO	43	4
8743	COMPACT-16 SUPER METAL	43	3
8748	COMPACT-12	43	3
8753	COMPACT-20 AQUA CONTROL	43	3
8756	SPRAY PISTOL	26	5
8757	WASHING PISTOL	65	12
8774	WIPPY CAR	65	4
8800	NOZZLE AND COUPLING SET	29	10
8802	STARTER SET Ø 1/2"	29	8
8803	MULTI THREADED TAP CONNECTOR 1" (26-34 mm) - 3/4" (20-27 mm)	15	12
8804	MULTI THREADED TAP CONNECTOR 1/2" (15-21 mm) - 3/4" (20-27 mm)	14	14
8811	O-RING AND WASHER SET	19	15
8813	TAP CONNECTOR AND 1/2" COUPLING SET	21	10
8818	1/2" HOSE CONNECTION SET	21	8
8827	STARTER SET Ø 3/4"	29	8
8843	WIPPY AUTO	65	2
8845	1/2" (12,5 mm) SILVER ELEGANT PLUS HOSE KIT 15 m	72	1
8849	DISPLAY BOX (3 PCS.)	177	1
8856	5/8" (15 mm) SILVER ELEGANT PLUS HOSE KIT 15 m	72	1
8858	GENIUS COMPACT PRONTO 25	57	12
8862	GENIUS 60	55	1
8864	KIT PRONTO 30	55	1
8865	METAL JUNIOR PRONTO AQUAVIVA 25	57	12
8866	ECO 0	50	8
8872	GENIUS 100	55	1
8884	AQUAPONY KIT	51	1
8887	AQUAPONY	51	1
8890	METAL 40	58	1
8891	METAL 60	58	1
8894	METAL GEMINI	59	1
8895	METAL PROFY	59	1
8900	JUMBO	59	1

Code	Description	Page	Qty
8904	SET OF 10 CLABER BAGS	64	10
8917	FAN SPRAY	27	4
8921	KIROS	51	1
8922	LONG FAN SPRAY	27	2
8933	QUBO PRONTO AQUAVIVA 20	56	8
8934	CARRY CART ECO	64	1
8945	KIROS KIT	51	1
8956	MALIBÙ	65	3
8962	EXTENSION	53	12
8966	SPRAY PISTOL	26	16
8974	SET AQUAPASS	51	1
8977	SILVER-AL	53	1
8980	ECOSEI	52	1
8981	ECOSEI KIT	52	1
8985	GENIUS COMPACT PRONTO AQUAVIVA 20	57	12
9003	AQUAVIVA PLUS Ø 1/2" (12,5 mm) m 15	73	1
9004	AQUAVIVA PLUS Ø 1/2" (12,5 mm) m 25	73	1
9005	AQUAVIVA PLUS Ø 5/8" (15 mm) m 15	73	1
9006	AQUAVIVA PLUS Ø 5/8" (15 mm) m 25	73	1
9008	AQUAVIVA PLUS Ø 3/4" (19 mm) m 25	73	1
9025	9 - 13 mm COUPLING	20/81	10
9026	9 - 13 mm COUPLING W / AQUASTOP	21/81	10
9028	MINI-SET UTILITY	50	1
9031	MINI-SET BALCONY	50	1
9034	SPIRAL KIT BASIC 10 m	81	6
9036	TOP-BLACK Ø 1/2" (12,5 mm) m 50	69	1
9037	TOP-BLACK Ø 1/2" (12,5 mm) m 15	69	1
9040	TOP-BLACK Ø 5/8" (15 mm) m 15	69	1
9043	TOP-BLACK Ø 5/8" (15 mm) m 50	69	1
9045	TOP-BLACK Ø 3/4" (19 mm) m 50	69	1
9048	TOP-BLACK Ø 3/4" (19 mm) m 25	69	1
9053	STARTER GARDEN-SET	81	1
9064	TOP-BLACK Ø 1/2" (12,5 mm) m 25	69	1
9065	TOP-BLACK Ø 5/8" (15 mm) m 25	69	1
9081	ELEGANT DUAL JET PISTOL	28	4
9083	ELEGANT MULTIFUNCTION PISTOL	28	4
9086	ELEGANT TELESCOPIC MULTIFUNCTION LANCE	28	2
9088	ELEGANT MULTIFUNCTION PISTOL 5 JETS	28	4
9089	ELEGANT MULTIFUNCTION NOZZLE 5 JETS	28	6
9120	AQUAVIVA PLUS Ø 1/2" (12,5 mm) m 10	73	1
9123	SILVER ELEGANT PLUS Ø 1/2" (12,5 mm) m 15	71	1
9124	SILVER ELEGANT PLUS Ø 1/2" (12,5 mm) m 25	71	1
9125	SILVER ELEGANT PLUS Ø 5/8" (15 mm) m 15	71	1
9126	SILVER ELEGANT PLUS Ø 5/8" (15 mm) m 25	71	1
9127	SILVER ELEGANT PLUS Ø 5/8" (15 mm) m 50	71	1
9128	SILVER ELEGANT PLUS Ø 3/4" (19 mm) m 25	71	1
9129	SILVER ELEGANT PLUS Ø 3/4" (19 mm) m 50	71	1
9131	FLEXYFORT GREEN Ø 1/2" (12,5 mm) m 15	70	1
9133	FLEXYFORT GREEN Ø 1/2" (12,5 mm) m 50	70	1
9136	FLEXYFORT GREEN Ø 5/8" (15 mm) m 50	70	1
9138	FLEXYFORT GREEN Ø 3/4" (19 mm) m 50	70	1

Code	Description	Page	Qty	Code	Description	Page	Qty
9140	FLEXYFORT GREEN Ø 1" (25 mm) m 50 	70	1	9644	2-WAY CONNECTOR MAX-FLOW TO STANDARD	32	10
9141	FLEXYFORT GREEN Ø 1/2" (12,5 mm) m 25	70	1	9645	3-WAY MAX-FLOW CONNECTOR	32	10
9142	FLEXYFORT GREEN Ø 5/8" (15 mm) m 15	70	1	9646	3-WAY CONNECTOR MAX-FLOW TO STANDARD	32	10
9145	FLEXYFORT GREEN Ø 5/8" (15 mm) m 25	70	1	9647	3/4" MAX-FLOW COUPLING	33	8
9149	FLEXYFORT GREEN Ø 3/4" (19 mm) m 25	70	1	9648	3/4" MAX-FLOW MENDER	33	8
9336	TWIDDY 15 m NEW	77	6	9649	3/4" - 1" MAX-FLOW MENDER	33	6
9337	TWIDDY 25 m NEW	77	4	9650	1" MAX-FLOW COUPLING	33	6
9338	SPIRAL KIT PLUS 15 m	81	3	9651	1" MAX-FLOW MENDER	33	6
9340	TOP-LIGHT Ø 1/2" 10 m 	79	1	9652	MAX-FLOW ADJUSTABLE NOZZLE	34	6
9341	TOP-LIGHT Ø 1/2" 15 m 	79	1	9654	1" M THREADED MAX-FLOW ADAPTOR	31	10
9342	TOP-LIGHT Ø 1/2" 25 m 	79	1	9655	1 1/4" - 1" MAX-FLOW TAP CONNECTOR	31	6
9357	TOP-LIGHT Ø 3/4" 15 m 	79	1	9656	MAX-FLOW STARTER KIT 3/4" (19 mm) NEW	34	5
9358	TOP-LIGHT Ø 3/4" 25 m 	79	1	9657	MAX-FLOW O-RING AND WASHERS SET	32	10
9373	GARDEN SPRAY PISTOL	27	5	9658	MASTER PRO NOZZLE NEW	35	3
9391	ERGO-GARDEN SPRAY PISTOL	27	8	90004	0° - 350° - 2" ADJUSTABLE POP-UP (5 cm)	147	24
9447	MULTI BOX	175	1	90005	0° - 350° - 3" ADJUSTABLE POP-UP (7,5 cm)	147	24
9449	VISUAL BOX	175	1	90006	0° - 350° - 4" ADJUSTABLE POP-UP (10 cm)	147	24
9454	ESPO PROMO MONOFACE	175	1	90007	0° - 350° ADJUSTABLE HEAD	147	12
9548	ESPO AQUAUNO	176	1	90019	ADJUSTABLE POP-UP 0° - 350° 6 L/MIN - 4" (10 cm)	147	24
9549	ESPO KIT	176	1	90020	ADJUSTABLE POP-UP 0° - 350° 6 L/MIN - 2" (5 cm)	147	24
9561	PRECISION CONFORT	25	3	90041	360° JET POP-UP - 2" (5 cm)	148	12
9563	MULTI - JET CONFORT	25	3	90043	360° JET POP-UP - 4" (10 cm)	148	12
9565	BALCONY CONFORT	25	3	90044	360° HEAD	148	12
9567	METAL - JET CONFORT	25	3	90053	180° JET POP-UP - 2" (5 cm)	148	12
9601	3/4" M (20-27 mm) THREADED ADJUSTABLE TWO-WAY ADAPTER	37	4	90055	180° JET POP-UP - 4" (10 cm)	148	12
9602	ADJUSTABLE TWO-WAY TAP CONNECTOR	37	4	90056	180° HEAD	148	12
9603	1" (26-34 mm) TAP CONNECTOR WITH 3/4" (20-27 mm) ADAPTER	37	10	90095	90° JET POP-UP - 2" (5 cm)	149	12
9604	3/4" (20-27 mm) TAP CONNECTOR	37	10	90097	90° JET POP-UP - 4" (10 cm)	149	12
9605	1/2" (15 - 21 mm) TAP CONNECTOR	37	10	90098	90° HEAD	149	12
9606	TWO-WAY CONNECTOR	38	10	90109	CENTRE-STRIP POP-UP - 4" (10 cm)	150	12
9607	THREE-WAY CONNECTOR	38	8	90110	CENTRE-STRIP HEAD	150	12
9608	1/2" M (15 - 21 mm) CONNECTOR	38	10	90121	END-STRIP POP-UP - 4" (10 cm)	151	12
9609	3/4" M (20 - 27 mm) CONNECTOR	38	10	90122	END-STRIP HEAD	151	12
9610	1/2"-5/8" AUTOMATIC COUPLING	39	8	90123	SET OF SPARE POP-UP AND COLIBRÌ FILTERS	151	12
9611	1/2"-5/8" AUTOMATIC COUPLING W/STOP	39	8	90124	SET OF POP-UP SPARE PARTS	151	12
9612	1/2"-5/8" MENDER	39	8	90133	SQUARE AREA POP-UP- 4" (10 cm)	150	12
9613	3/4" AUTOMATIC COUPLING	39	8	90134	SQUARE AREA HEAD	150	12
9614	3/4" AUTOMATIC COUPLING W/STOP	39	8	90200	COLIBRÌ STARTER KIT	136	1
9615	3/4" MENDER	39	8	90210	360° COLIBRÌ MICRO-SPRINKLER	135	12
9618	BASIC METAL MULTIFUNCTION PISTOL NEW	40	4	90220	180° COLIBRÌ MICRO-SPRINKLER	135	12
9619	BASIC METAL PISTOL	40	5	90230	90° COLIBRÌ MICRO-SPRINKLER	135	12
9620	SPRAY NOZZLE WITH ADJUSTABLE JET	40	8	90250	GUARD COLLAR	135	10
9621	SPRAY PISTOL	40	4	90264	TURBO-JET 80°-360° - 3"	137	12
9622	8 PATTERNS MULTIFUNCTION PISTOL	40	4	90266	TURBO-JET 80°-360° - 4"	137	12
9623	IMPACT METAL-JET SPIKE	41	3	90270	ELBOW CONNECTOR Ø 32 mm	168	8
9624	1/2" METAL OUTDOOR TAP NEW	36	5	90271	COUPLING Ø 32 mm 1" (26-34 mm) THREAD	168	20
9625	1/2" METAL OUTDOOR TAP WITH DOUBLE OUTLET NEW	36	5	90272	T Ø 32 mm CONNECTORS	168	5
9626	METAL-JET TELESCOPIC MULTIFUNCTION LANCE NEW	41	2	90273	ELBOW Ø 32 mm F. 3/4" (20-27 mm) THREAD	169	12
9641	1" - 3/4" MAX-FLOW TAP CONNECTOR	31	8	90274	CONNECTOR Ø 32 mm F. 3/4" (20-27 mm) THREAD	168	10
9642	3/4" M THREADED MAX-FLOW ADAPTOR	31	10	90275	COUPLING Ø 32 mm	168	12
9643	2-WAY MAX-FLOW CONNECTOR	32	10	90276	BRACKET COUPLING FOR Ø 32 mm HOSE	161	7x2

Code	Description	Page	Qty
90277	END-OF-LINE PLUG Ø 32 mm	169	12
90279	Ø 25 mm - Ø 32 mm COUPLING	169	12
90318	1" (26-34 mm) M. THREADED CONNECTOR Ø 20 mm	164	20
90319	1" (26-34 mm) F. THREADED CONNECTOR Ø 20 mm	164	20
90320	F. 3/4" (20-27 mm) - 1/2" THREADED CONNECTOR (15-21 mm) Ø 20 mm	164	20
90321	COUPLING Ø 20 mm	164	15
90322	ELBOW CONNECTOR Ø 20 mm	164	15
90323	T Ø 20 mm	164	10
90324	1/2" (15-21 mm) M. THREADED ELBOW Ø 20 mm	165	20
90325	1/2" (15-21 mm) M. THREADED T CONNECTOR Ø 20 mm	165	15
90326	3/4" (20-27 mm) F. THREADED ELBOW Ø 20 mm	165	20
90327	END-OF-LINE PLUG Ø 20 mm	165	20
90328	Ø 16 mm - Ø 20 mm COUPLING	165	20
90329	Ø 20 mm WALL PLATE ELBOW	NEW 165	10
90350	1/2" SOAKER HOSE 15 m	100	1
90351	1/2" SOAKER HOSE 25 m	100	1
90353	1/4" DRIPPER TUBE 15 m	98	5
90354	2,1 L/H SELF-REGULATING DRIPPER TUBE 25 m	98	1
90355	DRIPPER TUBE 25 m	98	1
90356	DRIPPER TUBE 25 m BROWN	98	1
90357	DRIPPER TUBE 50 m	98	1
90362	MAIN TUBE 15 m	97	1
90365	MAIN TUBE 25 m	97	1
90366	MAIN TUBE 50 m	97	1
90368	MAIN TUBE 25 m WHITE	97	1
90370	FEEDING TUBE 20 m	96	5
90371	FEEDING TUBE 5 m	96	14
90372	PE TUBE Ø 20 mm 15 m	163	1
90373	PE TUBE Ø 20 mm 25 m	163	1
90374	CONNECTOR Ø 32 mm F. 1" (26-34 mm) THREAD	168	12
90375	FEEDING TUBE 20 m GREEN	96	5
90376	TRIPLY 7,5 m	101	3
90377	TRIPLY 15 m	101	3
90380	PE TUBE Ø 25 mm 25 m	163	1
90385	PE TUBE Ø 25 mm 50 m	163	1
90390	PE TUBE Ø 32 mm 25 m	163	1
90395	PE TUBE Ø 32 mm 50 m	163	1
90416	T Ø 32 mm 3/4" (20-27 mm) THREAD	169	5
90417	ELBOW CONNECTOR Ø 25 mm	166	7
90418	T Ø 25 mm 3/4" (20-27 mm) THREAD	167	6
90419	COUPLING Ø 25 mm	166	9
90420	COUPLING Ø 25 mm 1" (26-34 mm) THREAD	166	15
90421	COUPLING Ø 25 mm 3/4" (20-27 mm) THREAD	166	15
90422	T Ø 25 mm CONNECTORS	166	4
90423	ELBOW Ø 25 mm F. 3/4" (20-27 mm) THREAD	167	12
90424	CONNECTOR Ø 25 mm - F. 3/4" (20-27 mm) THREAD	166	15
90425	END-OF-LINE PLUG Ø 25 mm	167	15
90426	ELBOW CONNECTOR Ø 32 mm F. 3/4" (20-27 mm) THREAD	169	8
90427	ELBOW CONNECTOR Ø 25 mm F. 1/2" (15-21 mm) THREAD	167	7
90428	Ø 20 mm - Ø 25 mm COUPLING	167	12
90429	Ø 25 mm WALL PLATE ELBOW	NEW 167	10

Code	Description	Page	Qty
90450	BRACKET COUPLING FOR Ø 25 mm HOSE	161	8x2
90474	MEDIUM-JET TURBINE SPRINKLER	153	12
90478	LONG-JET TURBINE SPRINKLER	153	8
90480	MULTI-JET TURBINE WITH LONG JET RANGE	153	8
90500	CIRCULAR VALVE BOX	162	1
90510	RECTANGULAR VALVE BOX	162	1
90515	RECTANGULAR VALVE BOX	162	1
90520	HYDRANT VALVE BOX	NEW 162	3
90524	CONNECTOR Ø 25 mm - F. 1" (26-34 mm) THREAD	166	10
90701	1" M (26-34 mm) x 3/4" M (20-27 mm) NIPPLE	159	40
90702	3/4" M (20-27 mm) x 3/4" M (20-27 mm) NIPPLE	159	40
90703	3/4" M (20-27 mm) x 1/2" M (15-21 mm) NIPPLE	159	40
90704	3/4" F (20-27 mm) x 1/2" F (15-21 mm) COUPLING	158	40
90705	1" F (26-34 mm) x 3/4" F (20-27 mm) COUPLING	158	20
90706	3/4" F (20-27 mm) x 3/4" F (20-27 mm) COUPLING	158	40
90707	1/2" F (15-21 mm) x 1/2" F (15-21 mm) COUPLING	158	40
90708	1" F (26-34 mm) x 1" F (26-34 mm) COUPLING	158	20
90709	3/4" F (20-27 mm) x 3/4" F (20-27 mm) ELBOW	158	20
90710	1" F (26-34 mm) x 1" F (26-34 mm) ELBOW	158	20
90711	1" F (26-34 mm) T CONNECTOR	158	20
90712	3/4" F (20-27 mm) T CONNECTOR	158	20
90713	3/4" (20-27 mm) M THREADED CAP	159	40
90714	1/2" (15-21 mm) M THREADED CAP	159	20
90715	1" (26-34 mm) M THREADED CAP	159	40
90720	Ø 1/2" (15-21 mm) - 1/2" (15-21 mm) THREADED EXTENSION	NEW 160	50
90721	Ø 3/4" (20-27 mm) - 1/2" (15-21 mm) THREADED EXTENSION	NEW 160	50
90722	Ø 3/4" (20-27 mm) - 3/4" (20-27 mm) THREADED EXTENSION	NEW 160	50
90746	FLEXIBLE EXTENSION Ø 3/4" (20-27 mm) - 1/2" (15-21 mm)	160	8
90747	FLEXIBLE EXTENSION Ø 3/4" (20-27 mm) - 3/4" (20-27 mm)	160	8
90751	HAPPY FRESH EVOLUTION KIT 7,5 M	67	4
90752	HAPPY FRESH EVOLUTION KIT 12 M	67	1
90753	KIT HAPPY FRESH EVOLUTION KIT 12 M W/TIMER	67	1
90759	DRIP KIT PLUS 25 POTS	117	1
90763	TIMER KIT 20 PRATICO	118	1
90764	DRIP STARTER KIT	117	4
90766	TIMER KIT 20 LOGICA	117	1
90767	ORTO DRIP KIT	116	1
90772	TERRAZZO DRIP KIT	118	1
90801	1/2" FEMALE THREADED CAP	159	20x2
90802	3/4" FEMALE THREADED CAP	159	20x2
90803	1" (26-34 mm) F. x 1" (26-34 mm) M. COUPLING	157	10
90805	1" (26-34 mm) M. x 1" (26-34 mm) M. NIPPLE	159	40
90807	1" (26-34 mm) F. x 1" (26-34 mm) M. ELBOW	156	10
90808	T 1" (26-34 mm) F. x 1" (26-34 mm) F. x 1" (26-34 mm) M.	156	10
90809	1" (26-34 mm) M. 3/4" (20-27 mm) F. REDUCER	NEW 159	30
90812	9 V - 1" (26-34 mm) FEMALE SOLENOID VALVE	143	1
90813	9 V - 1" (26-34 mm) MALE SOLENOID VALVE	143	1
90814	24 V - 1" (26-34 mm) FEMALE SOLENOID VALVE	143	1
90815	24 V - 1" (26-34 mm) MALE SOLENOID VALVE	143	1
90821	CONTROL UNIT	142	1
90826	1" (26-34 mm) F. PROGRAMMABLE SOLENOID VALVE	142	1

Code	Description	Page	Qty
90829	HYDRO-4	141	1
90831	RF RAIN SENSOR	91/141	1
90858	BRACKET COUPLING FOR TUBE Ø 20 mm HOSE	161	10×2
90910	DRAINAGE VALVE	157	15×1
90915	RAIN SENSOR	89/139	2
90917	Ø 1" (26-34 mm) F MANUAL VALVE	161	5
90918	Ø 3/4" (20-27 mm) F MANUAL VALVE	161	5
90919	CIRCUIT FILTER	161	3
90920	THREADED DRAINAGE VALVE	109	4
90929	SPARE ROD FOR QUICK COUPLING VALVE INLET	162	5
90930	QUICK-CLICK STANDPIPE	162	4
91002	3/4" (20-27 mm) - 1/2" (15-21 mm) MULTI-THREAD TAP CONNECTOR	102	14
91006	SPARE 3/4" (20-27 mm) F CONNECTOR	89	10
91009	AUTOMATIC COUPLING	103	10
91011	IN-LINE FILTER FOR 1/2" (13-16 mm) HOSE	103	4
91013	1/2" (13-16 mm) HOSE THREADED ADAPTOR	103	14
91015	3/4" (20-27 mm) 1" (26-34 mm) THREADED COUPLING FOR 1/2" (13-16 mm) HOSE	103	10
91017	1/2" (15-21 mm) THREADED 3-WAY CONNECTOR	104	10
91019	1/2" (15-21 mm) THREADED ELBOW	104	12
91021	1/2" (15-21 mm) THREAD ELBOW CONNECTOR	104	6
91023	1/2" (13-16 mm) COUPLING	104	12
91025	1/2" (13-16 mm) ELBOW COUPLING	104	12
91027	1/2" (13-16 mm) CONNECTOR WITH 4 1/4" (4-6 mm) OUTLETS	105	4
91029	1/2" (13-16 mm) TEE	105	10
91031	IN-LINE FILTER FOR 1/2" (13-16 mm) HOSE	106	5
91033	SHUT-OFF VALVE	105	10
91035	END STOPPER	105	12
91037	THREADED DRAINAGE VALVE	105	5
91040	PRESSURE REDUCER	102	4
91045	DOUBLE TAP CONNECTOR	102	8
91066	3/4" (20-27 mm) 1" (26-34 mm) THREADED COUPLING FOR 1/2" (13-16 mm) HOSE	107	10
91070	QUICK-CLICK CONNECTOR FOR 1/2" (13-16 mm) HOSE NEW	107	15
91071	1/2" (13-16 mm) TEE	108	15
91072	1/2" (15 - 21 mm) THREADED 3-WAY CONNECTOR	107	10
91073	1/2" (13-16 mm) - 1/4" (4-6 mm) 2 - WAY COUPLING	108	10
91076	1/2" (13-16 mm) COUPLING	108	15
91081	1/2" (13-16 mm) ELBOW COUPLING	108	15
91082	1/2" (15-21 mm) THREADED ELBOW	107	10
91086	1/2" (13-16 mm) END STOPPER	108	15
91090	1/2" (13-16 mm) SUPPORT STAKE	109	10
91096	TUBE CLAMP	109	10
91097	WALL HOSE CLAMPS	109	10
91141	1/4" 3-WAY COUPLING	110	13
91143	1/4" ELBOW	110	13
91145	1/4" 4-WAY COUPLING	110	13
91155	1/4" 2-WAY COUPLING	110	13
91170	HOLE PLUGS	110	13
91185	HOLE PUNCHER/SPANNER	111	10
91190	1/4" SUPPORT STAKE	111	10
91209	0-6 L/H END-OF-LINE DRIPPER	113	10
91211	0-6 L/H END-OF-LINE DRIPPER	113	10

Code	Description	Page	Qty
91213	0-6 L/H END-OF-LINE DRIPPER	113	8
91214	0-10 L/H PLUS END-OF-LINE DRIPPER	113	10
91217	0-6 L/H IN-LINE DRIPPER	113	10
91218	0-10 L/H PLUS IN-LINE DRIPPER	113	10
91222	SELF-REGULATING DRIPPER	114	10
91223	SELF-REGULATING DRIPPER ON SPIKE	115	6
91225	0-40 L/H ADJUSTABLE DRIPPER	114	10
91227	0-40 L/H ADJUSTABLE DRIPPER	115	6
91228	0-40 L/H ADJUSTABLE SHRUBBLER	115	6
91229	360° MICRO MIST SPRAYER ON SPIKE	115	6
91232	ADJUSTABLE SHRUBBLER	114	10
91248	180° ADJUSTABLE MICRO-SPRINKLER	121	10
91249	360° ADJUSTABLE MICRO-SPRINKLER	121	10
91250	360° ADJUSTABLE MICRO-SPRINKLER	121	10
91254	90° MICRO-SPRINKLER	120	10
91255	180° MICRO-SPRINKLER	120	10
91256	360° MICRO-SPRINKLER	120	10
91257	MICRO-SPRINKLER STRIP	120	10
91258	360° MICRO-MIST SPRAYER	120	10
91260	FITTED RIGID RISERS	121	10
91265	MICRO-SPRINKLER SUPPORT STAKE	121	8
91270	1/4" SHUT-OFF VALVE	111	10
91280	1/2" (13-16 mm) SHUT-OFF VALVE	109	10
91345	1/2" (13-16 mm) - 1/4" (4-6 mm) HOSE THREADED ADAPTOR	107	10
91347	1/2" (13-16 mm) HOSE THREADED ADAPTOR	107	10
91494	3/4" (20-27 mm) AUTOMATIC ADAPTOR	103	10
91589	3/4" (20-27 mm) MALE THREADED TWO-WAY ADAPTER	102	5
99009	AUTOMATIC COUPLING	103	25
99013	1/2" (13-16 mm) HOSE THREADED ADAPTOR	103	25
99015	3/4" (20-27 mm) 1" (26-34 mm) THREADED COUPLING FOR 1/2" (13-16 mm) HOSE	103	25
99017	1/2" (15-21 mm) THREADED 3-WAY CONNECTOR	104	25
99019	1/2" (15-21 mm) THREADED ELBOW	104	25
99021	1/2" (15-21 mm) THREADED ELBOW CONNECTOR	104	25
99023	1/2" (13-16 mm) COUPLING	104	25
99025	1/2" (13-16 mm) ELBOW COUPLING	104	25
99027	1/2" (13-16 mm) CONNECTOR WITH 4 1/4" (4-6 mm) OUTLETS	105	25
99029	1/2" (13-16 mm) TEE	105	25
99033	SHUT-OFF VALVE	105	25
99035	END STOPPER	105	25
99071	1/2" (13-16 mm) TEE	108	4×20
99076	1/2" (13-16 mm) COUPLING	108	6×20
99081	1/2" (13-16 mm) ELBOW COUPLING	108	6×20
99090	1/2" (13-16 mm) SUPPORT STAKE	109	4×20
99155	1/4" 2-WAY COUPLING	110	20×20
99190	1/4" SUPPORT STAKE	111	10×40
99209	0-6 L/H END-OF-LINE DRIPPER	113	6×50
99217	0-6 L/H IN-LINE DRIPPER	113	6×50
99222	SELF-REGULATING DRIPPER	114	10×50
99225	0-40 L/H ADJUSTABLE DRIPPER	114	10×50
99228	0-40 L/H ADJUSTABLE SHRUBBLER	115	6×25
99232	ADJUSTABLE SHRUBBLER	114	10×50

Code	Description	Page	Qty
PUB1090940000	ABOVE-GROUND INFORMATIVE PANEL	179	
PUB1091060000	SHOPPER	177	
PUB1092000000	DRIP INFORMATIVE PANEL	179	
PUB1092010000	UNDERGROUND INFORMATIVE PANEL	179	
PUB1092020000	ABOVE-GROUND PANEL	179	
PUB1092030000	DRIP PANEL	179	
PUB1092040000	UNDERGROUND PANEL	179	
PUB1094110000	LEAFLET DISPLAY BOX	177	
PUB1094850000	CLABER GUIDE	177	
PUB1095470000	CLABER PANEL	179	

Code	Description	Page	Qty
8188	CONTROL UNIT	171	6
8191	FARM CONTROL UNIT	171	6
90000	ADJUSTABLE POP-UP 0°-350° 6 L/MIN - 2"	172	100
90001	ADJUSTABLE POP-UP 0°-350° 10 L/MIN - 2"	172	100
90003	0°-350° ADJUSTABLE HEAD 6 L/MIN	173	1x25
90015	ADJUSTABLE POP-UP 0°-350° 6 L/MIN - 4"	172	50
90016	ADJUSTABLE POP-UP 0°-350° 10 L/MIN - 4"	172	50
90142	SPRINKLER BODY 2" - 5 cm	172	100
90143	SPRINKLER BODY 3" - 7,5 cm	172	50
90144	SPRINKLER BODY 4" - 10 cm	172	50
90145	0°-350° ADJUSTABLE HEAD 10 L/MIN	173	1x25
90152	MEDIUM-JET TURBINE SPRINKLER	173	25
90154	LONG-JET TURBINE SPRINKLER	173	20
90928	1" F. PROGRAMMABLE SOLENOID VALVE	171	6
90938	24 V - 1" FEMALE SOLENOID VALVE	170	12
90939	24 V - 1" MALE SOLENOID VALVE	170	12